

**Description**

Reconstruction Capital II (“RC2” or the “Fund”) is a closed-ended, absolute return driven investment fund, incorporated in the Cayman Islands. The fund invests in Private Equity & Listed Securities in South-East Europe. RC2 was admitted to the AIM market of the London Stock Exchange in December 2005 raising €24m initially, with two follow-on offerings in May-06 and Dec-07 raising a further €40m and €71m net of expenses respectively. New Europe Capital SRL (Bucharest) is the adviser to RC2.



**Statistics**

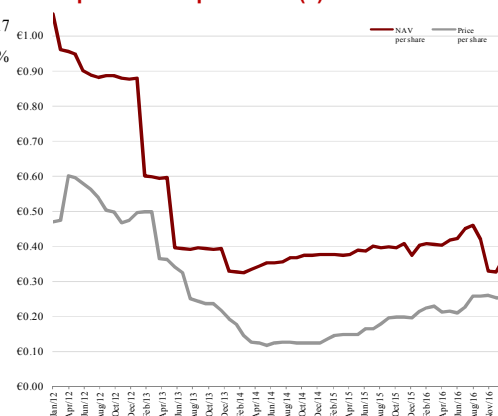
NAV per share (€)	0.3661
Total NAV (€ m)	54.0
Share price (€)	0.2825
Mk Cap (€ m)	41.7
# of shares (m)	147.6
NAV return since inception	-61.73%
12-month NAV CAGR	-9.29%
NAV annualized Return*	-8.30%
NAV annualized Volatility*	20.20%
Best month (NAV)	15.60%
Worst month (NAV)	-33.53%
# of months up (NAV)	70
# of months down (NAV)	63

\* since inception

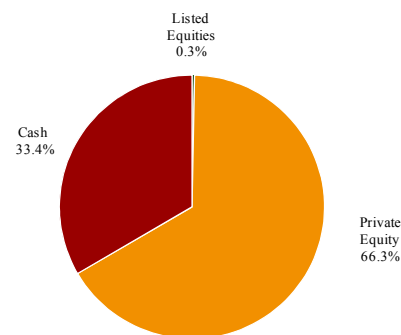
**RC2 NAV returns**

	2013	2014	2015	2016	2017
Jan	-31.58%	-0.65%	-0.07%	8.03%	-0.26%
Feb	-0.51%	-0.34%	-0.34%	1.22%	
Mar	-0.62%	2.94%	-0.70%	-0.66%	
Apr	0.29%	2.73%	0.93%	-0.49%	
May	-33.53%	2.70%	3.11%	3.09%	
Jun	-0.85%	0.28%	-0.38%	1.18%	
Jul	-0.28%	0.44%	3.24%	6.83%	
Aug	1.27%	3.23%	-0.85%	2.11%	
Sep	-0.69%	0.01%	0.31%	-8.63%	
Oct	-0.72%	1.87%	-0.35%	-21.79%	
Nov	0.43%	0.15%	3.17%	-0.24%	
Dec	-16.44%	0.73%	-8.47%	12.06%	
YTD	-62.64%	14.91%	-0.94%	-1.75%	-0.26%

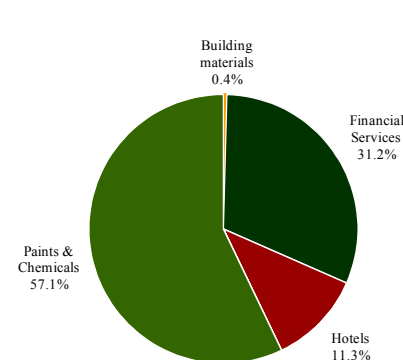
**Share price / NAV per share (€)**



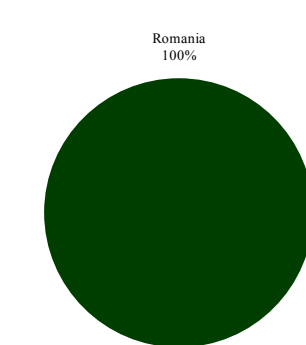
**Portfolio Structure by Asset Class**



**Equity Portfolio Structure by Sector**



**Portfolio Structure by Geography**



**Commentary**

For market commentary and updates in respect of investee companies, please refer to the Quarterly Report for the period ended 31 December 2016 which will be published shortly.